

THE GREAT SEAL LEGACY

1

By: Henry Brown

Introduction



"It is impossible to rightly govern [manage] the world without God and the Bible."
George Washington, 1st American president


America's founding generations espoused beliefs and values that elevated a determined people who, with a firm reliance on the protection of Divine Providence and mutually pledging their lives, fortunes and Sacred Honor; who with extraordinary productivity, rapidly built the greatest and most blessed nation in human history: the United States of America. The Great Seal design was delegated to three of the authors of America's Declaration of Independence and who were considered the brightest minds of that time. They encapsulated their secret to their national success in their emblem: The Great Seal of the United States.

"Symbolically, the Great Seal reflects the beliefs and values the Founding Fathers attached to the new nation and wished to pass on to their descendants." US State Dept. 2003

The beliefs and values held dear by America's founding generations are a reflection of their biblical Judeo-Christian worldview. The Great Seal serves as a functional diagram of a nation under God and trusting in that God. It behooves every good citizen to learn the meaning of America's national emblem and, as the founders wished, to pass it on to future generations.

Washington Management Institute is an online provider of management training specifically designed to incorporate the beliefs and values reflected in America's official national emblem: the Great Seal.


Participants completing the Great Seal Legacy course qualify for continuing credit toward a certificate in Legacy Management; **WMI's** prerequisite to Time, Project, Business and Leadership certificate training. These courses are low cost and very effective training for those entering the workforce or those desiring to lead more productive lives.



STAR CREST	1
19 CLOUDS	2
SUPER STAR	3
12 NOVA	4
24 BEAMS	5
SHIELD	6
BLUE FIELD	7
72 DOTS	8



EAGLE	9
SCROLL	10
HEAD	11
UNION	12
TAIL	13
OLIVES	14
ARROWS	15
WINGS	16



PYRAMID	17
CREATION	18
BASE	19
PYRAMID	20
BRICK	21
TILE	22
CLOUD	23
BANNER	24



EYE CREST	25
GLORY	26
RAYS	27
FATHER	28
SON	29
SPIRIT	30
BLESSING	31
EYE	32

Introduction

The lesson material is taken from the book *The Great Seal: a Beacon Over Troubled Waters*. The introduction and a 32 lesson plans refer to the pages within the book which provide source material. If the material is being presented to a group, each lesson plan suggests a lesson object and states a goal for the lesson, followed by a discussion question. Bible students are provided a number of relevant Bible passages.

The Great Seal as we know it today was developed over a period of about 125 years. The book divides this period of time into three eras. They provide the political and social background affecting the Great Seal development. Knowing the background is essential to understanding the meaning of the Great Seal elements. The introductory material establishes foundation for effectively studying and teaching the history and meaning of America's national emblem.

Following is a brief summary of each section.

Seal Origins 7– 11: Describes the ancient beginnings and medieval heraldry affecting the design of the great seal.

Generation Gap 12 – 23: Provides for explanations for why the present generation know so little of its national emblem.

Historical Background 24 – 26: Covers some of the major factors leading up to nationhood and the nation's great seal.

The Jubilee Era 27 – 55: Covers the work of the initial seal designs proposals from the original through the American two-year Jubilee celebration.

The Jacksonian Era 60 – 66: The bureaucrats of this era produced to illegal seals.

The Columbian Era 67 – 98: Corrected the illegal Jacksonian designs and incorporated the influences of the America's third great spiritual awakening.

Additional resources (available on Amazon.com):

The Eagle and the Shield by Richard Paterson and Richardson Dougall

America's God and Country Encyclopedia of Quotations by William J. Federer


America's Providential History by Mark A. Beliles and Steven K. McDowell

America's Christian History by Gary DeMar

The Star Crest

Meaning: Government Visionary Emblem

Lesson # 1



Points to Cover:


- ❖ **Purpose:** Visionary emblem or logo
- ❖ **13 Stars:** The old and new testament church with Christ at the center

LESSON

MATERIAL: 109-111

OBJECT(S): a cap with a logo on the front

GOAL: understand the similarity between modern logos and ancient crests



REFS: EZ 9:4, Rev 7:3, Rev 9:4, Rev 14:1



If the logo on your headpiece, (cap, sweatband, visor, etc.) symbolized your life goal, what would it look like?

Special Instructions for Collage Component:

The crest is actually oval. The greater dimension is horizontal white and nestles in between the motto scroll.

Share ideas on the Great Seal Facebook community at <https://www.facebook.com/groups/Greatseal3000/>

The 19 Clouds

Meaning: America's Founding Vision

Lesson # 2



Points to Cover:


- ❖ **The Number:** THE heavenly scene of Rev19.
- ❖ **The Formation:** Circle is a symbol meaning eternal.
- ❖ **The Function (veil):** It hides or shields
- ❖ **Action:** Being rolled or pushed back

LESSON

MATERIAL: 112-114

OBJECT(S): curtain, shade or blind

GOAL: demonstrate how a cloud may act as a curtain or veil to hide things, such as a curtain on a stage is used to hide the activity going on behind the curtain. The 19 clouds or curtain is being pushed back to reveal the King of kings.



REFS: Ex 34:33, Ex 24:15, Ex13:21, Mk 9:7, Mk 13:26, Rev 19:11, Mat 27:51



Share experiences where curtains have provided you privacy or how fog clouds add difficulty to driving and how it was such a relief to see the fog pushed.

Special Instructions for Collage Component:

The 19 clouds need no coloring, however light gray shading where the clouds join will accent individual clouds.

Share ideas on the Great Seal Facebook community at <https://www.facebook.com/groups/Greatseal3000/>

The Super Star

Meaning: The King of Kings and Lord of Lords

Lesson # **3**



Points to Cover:


- ❖ **Location:** All other elements are arranged around it.
- ❖ **Super Star:** The most important star.
- ❖ **Function:** To guide and encourage.

LESSON

MATERIAL: 115-118

OBJECT(S): A Christmas card depicting the Christmas Star guiding the three wise men. Tell of how the pilgrims used the North Star to guide them to the New World.

GOAL: Establish the importance of the center star as a guide for others to push back the clouds.



REFS: 0677-723 Rev 19:16, Col 1:16, Gal 4:4, Isa 9:6, Mat 28:18, Jn 14:6



: Share the relief you experienced by receiving instructions on how to find a destination you were seeking.

Special Instructions for Collage Component:

During time of war American families placed gold stars in the windows of families who lost members in the conflict. Though this center star is normally colored white it may be colored gold to make it stand out from the remaining twelve.

Share ideas on the Great Seal Facebook community at <https://www.facebook.com/groups/Greatseal3000/>

The 12 Stars

Meaning: The Old (OT) and New Testament (NT) Church

Lesson # 4



Points to Cover:


- ❖ **Number:** The number of friends or disciples of the King.
- ❖ **Arrangement:** Centered about the superstar.
- ❖ **Constellations:** Groups of stars that form an image with a story.

LESSON

MATERIAL: 119-123

OBJECT(S): Book or books.

GOAL: Explain how books push back the clouds of ignorance to reveal the truth.



REFS: 0726-762 Ex 18:21, Tit 1:6, Dt 14:2, Mt5:17, Rom 12:5, Jn1:12, Mt 5:14



Share how you may have helped a friend, a team coach or a leader accomplished something important something important to the both you.

Special Instructions for Collage Component:

The detail of the stars is best maintained by outlining the stars with the blue washable pen and then coloring the blue field between the stars. In the construction of collages larger than 24 x 36 adhesive backed foil stars may be used if carefully placed.

Share ideas on the Great Seal Facebook community at <https://www.facebook.com/groups/Greatseal3000/>

The 24 Light Beams

Meaning: The Sacred Scriptures

Lesson # **5**



Points to Cover:


- ❖ **Number:** Symbolizes leaders lighting the way.
- ❖ **Type:** Spiritual
- ❖ **Source:** The superstar
- ❖ **Function:** To illuminate.

LESSON

MATERIAL: 124-128

OBJECT(S): A flashlight, light switch, or picture or model of Columbia or the Statue of Liberty holding the torch.

GOAL: Demonstrate to the student that light has a source and that this is true for both natural light as well as spiritual light.



REFS: 2166-70 Isa 9:2, Ps 119:105, Ps 27:1, Jn 8:12, Eph 5:8, Heb 4:12, Rom 12.2



Share how you used natural light to help locate an object or find your way. Tell of a time you comforted them with the promise of heaven or a better place.

Special Instructions for Collage Component:

The beam itself is too narrow to color. Instead the color gold or yellow is used to fill in the area between the light beams.

The template containing the element may be copied onto yellow or gold paper as another means

The Shield of David

Meaning: Faith in God and righteousness of their cause

Lesson #

6



Points to Cover:


- ❖ **David:** A king trusting God.
- ❖ **Shield:** A protective device
- ❖ **Geometry:** Framework to support ancient leather covered shield.

LESSON

MATERIAL: 127-129

OBJECT(S): A policeman's six pointed star badge, a bulletproof vest or play medieval shield.

GOAL: Demonstrate to the student the function of a protective shield for physical protection and how prayer might be used as a spiritual shield.



REFS: 1201-22 Dt 33:29, Ps 33:20, Eph 6:16, Lk 7:50, Gal 2:20, Mat21:22, Ps 144:2



Share how something or someone, such as police, firefighter or military were used to shield you from harm.

Special Instructions for Collage Component:


If you choose to use adhesive backed stars in your constellation, first carefully draw a hexagram or enlarge the one provided, to act as a guide to precisely locate the 12 stars.

Share ideas on the Great Seal Facebook community at <https://www.facebook.com/groups/Greatseal3000/>

The Blue Field

Meaning: Moral Watchfulness

Lesson # 7



Points to Cover:


- ❖ **Color:** The sky or heavens.
- ❖ **Shape:** Pertains only to the stars.
- ❖ **Position:** Behind the stars or home of the stars.
- ❖ **Meaning:** Heavenly vigilance or God is watching.

LESSON

MATERIAL: 130-132

OBJECT(S): A picture of a policeman in a blue uniform or a blue

GOAL: Demonstrate the founding fathers belief that God watches over mankind using human agency. The clouds rolled back reveal a blue sky representing heaven or God's vigilance.



REFS: 3783-86 Ps139:1, Pr 15:3, Is 62:6, Pr 4:23, 1Pe 5:8, Heb 13:17, Re 16:15



Share your experience, or that of another, where it was felt that God was watching over a situation.

Special Instructions for Collage Component:


The blue field is best colored with a pen rather than crayons.

Larger models could be cut from blue paper the same color as the chief of the shield.

The 72 Glory Bursts

Meaning: The Evangelists

Lesson # 8



Points to Cover:


- ❖ **Number:** Those sent out.
- ❖ **Source:** The superstar.
- ❖ **Color:** Gold or yellow.
- ❖ **Burst:** Shout of happiness.
- ❖ **Symbol:** People lighting the gloom with the super star's glad news. (Mt5:14)

LESSON

MATERIAL: 133-135

OBJECT(S): A greeting card bearing good news.

GOAL: Help the students understand that each of them are a light (bearer of good news)and they get their light (ideas and beliefs) from others.



REFS: 1442 Mt5:14, 2Pe3:9, Ro10:17, Lk 10:1, Mt 24:14, Mt 28:19, Lk 24:47, Ac 1:8, Rev14:6



Share a time you said something that made another feel good.

Special Instructions for Collage Component: It is best to simply leave the dots black and color the space between the 24 light beams and 72 glory bursts.

The yellow or gold color may also be accomplished by printing the template containing the glory bursts and light beams on yellow or gold paper.

Share ideas on the Great Seal Facebook community at <https://www.facebook.com/groups/Greatseal3000/>

The Eagle and Elements

Meaning: America's Government

Lesson # 9



Points to Cover:

- ❖ **The bird:** An American bald Eagle.
- ❖ **The union shield:** Symbolizes a Constitutional Federalist Republic.
- ❖ **The motto:** The goal to speak and act as one people.


LESSON

MATERIAL: 136-138

OBJECT(S): A picture or video of an eagle in flight.

GOAL: Identify the parts of an eagle that must work together for the Eagle to fly. Compare it to government.

Note: Old Abe was the world famous American Bald Eagle that served as Civil War mascot for Wisconsin's 7th regiment. His likeness became and remains a popular Americana image.



REFS: Ex 19:4, Is 40:31, Ps 91:4, Dt 32:11



Where have you seen an American bald Eagle as a component of a corporate logo. What was your impression and how has it changed?


Special Instructions for Collage Component: The wings, legs and upper tail feathers must be the same color. This can be accomplished by the use of a special template that allows all of these elements to be copied onto a single piece of brown paper.

Share ideas on the Great Seal Facebook community at <https://www.facebook.com/groups/Greatseal3000/>

The White Scroll

Meaning: E Pluribus Unum (of many, one)

Lesson # 10



Points to Cover:


- ❖ **Meaning:** Of many one.
- ❖ **Number of letters:** 13
- ❖ **Scroll:** An ancient document.
- ❖ **Color:** The proper heraldic color for a scroll is white.

LESSON

MATERIAL: 139-141

OBJECT(S):

GOAL: : Explain how the many different members of a sports team form just one team.



REFS: 3727-32 Ro 12:5, Jn 17:21, Gal 3:28, Ps 133:1, Jn 10:30, Eph 4:3, 1 Pe 3:8



Share how it might feel being one on a winning team of many.

Special Instructions for Collage Component: The design of the scroll for this book has been simplified in order to make it easier for the student to clip out with scissors.

Likely to suggest that the goal of the motto is Godly, some artists color the scroll gold.

Share ideas on the Great Seal Facebook community at <https://www.facebook.com/groups/Greatseal3000/>

The Head

Meaning: Office of President

Lesson # **11**



Points to Cover:


- ❖ **Head:** Leads the body.
- ❖ **Functions:** Houses the 6 senses.
- ❖ **Orientation:** Upward toward the Superstar of the crest and toward the Olive branch.

LESSON

MATERIAL: 142-143

OBJECT(S): A bust or portrait of a person, preferably a founding president such as Washington. Jefferson or Adams.

GOAL: : The head represents the office of the U.S. Presidency. Relate the head to a position of leadership of an organization such as a sports team, school staff, business leadership team or government.



REFS: 2540-44 Ex 18:21, Pr 25:2, De 17:20, 2 Sa 23:3, Pr 16:12, Ex 23:8



Share when you, or someone you know, served as a leader or head of a some type of organization or team.

Special Instructions for Collage Component:

Use the same method of coloring and color for the neck feathers as the tail, wings and legs.

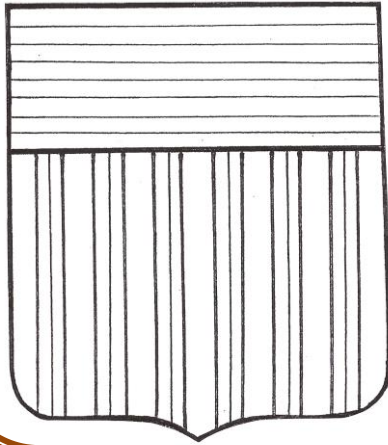
The beak and talons receive the same orange color.

Share ideas on the Great Seal Facebook community at <https://www.facebook.com/groups/Greatseal3000/>

The Sacred Union

Meaning: The Republic (States and congress)

Lesson # 12



Points to Cover:


- ❖ **Shield:** Symbolizes the American union.
- ❖ **Stripes:** The states of the union supporting Congress.
- ❖ **Horizontal lines:** The Congress of the union

LESSON

MATERIAL: 144-148

OBJECT(S): A judge's gavel, a hammer or a mallet and the “call for order.”

GOAL: Demonstrate the legislative process by using some simple parliamentary rules for order. Encourage debate, but maintain order according to the rules to demonstrate the peaceful process of resolving issues while allowing everyone to voice their opinion.



REFS: 753-5 1Ti 3:1-13, 1Ti 5:17, Ex3:16, Tit 1:5, Nu 11:16, Ps107:32



Share when you voiced your opinion regarding a problem or situation which needed resolution.

Special Instructions for Collage Component:

The shade of blue used for the chief should be close to that of the US flag... not too bright and close to the blue used for the field of the star crest.


The red stripes should be similar to the color used in the US flag and not too bright

Share ideas on the Great Seal Facebook community at <https://www.facebook.com/groups/Greatseal3000/>

The Tail

Meaning: U.S. Judiciary (Justice system)

Lesson # 13



Points to Cover:


- ❖ **Number:** One feather for each justice on the Supreme Court.
- ❖ **Arrangement:** The center feather represents the Chief Justice.
- ❖ **Function:** Adjusts law according to the Constitution.
- ❖

LESSON

MATERIAL: 149-151

OBJECT(S): A picture or model of a ship's or an airplane's rudder.

GOAL: Compare an airplane tail or other steering device, to the Supreme Court and how the airplane pilot or bus driver can affect where the passengers go similar to how the court determines where citizens go legally.



REFS: 0862-76 De 16:18, Lev 19:15, 2 Chr 19:6, De 27:19, Pr 11:1, Ro 2:2



Share any experience you, or someone you know, have had with the court system.

Special Instructions for Collage Component:

The upper rows of feathers should match the color of the wings, legs and neck.

Share ideas on the Great Seal Facebook community at <https://www.facebook.com/groups/Greatseal3000/>

The Olive Graft

Meaning: Symbol of Peace

Lesson # **14**



Points to Cover:


- ❖ **Number:** 13 leaves and fruit
- ❖ **Leaf :** Productivity
- ❖ **Fruit:** Wealth
- ❖ **Talon:** Congress controls distribution of wealth.
- ❖ **Right Talon:** Peace is the top priority.
- ❖

LESSON

MATERIAL: 152-153

OBJECT(S): container of treats

GOAL Demonstrate how peace is affected by inequitably distributing the treats or some other award or recognition.



REFS: 3774-8 Pr15:18, Mat 5:9, Ro 14:19, Ja 3:17, He 12:14 , Pr 3:30, Zec 9:10



Share feelings that you felt when you, or someone else you know, was treated unfairly.

Special Instructions for Collage Component: Color the leaves a medium shade of green, being careful not to block out the black olive fruit and art lines.

Color the leaves before cutting them out with scissors. When cutting out the olive branch and legs exercise care to leave the black outlines.


Share ideas on the Great Seal Facebook community at <https://www.facebook.com/groups/Greatseal3000/>

The Arrows

Meaning: Just War Doctrine

Lesson #

15



Points to Cover:


- ❖ **Number:** Symbol of the states
- ❖ **Size:** State's contribution
- ❖ **Color:** Silver- Just War
- ❖ **Head:** European
- ❖ **Function:** Symbol of war
- ❖ **Orientation:** Readiness
- ❖ **Left Talon:** War is last resort

LESSON

MATERIAL: 154-157

OBJECT(S): An arrow or dart painted silver and feathers gold.

GOAL: Explain that a strong and well trained offense is the best defense.



REFS: 3774-8 Pr15:18, Mat 5:9, Ro 14:19, Ja 3:17, He 12:14 , Pr 3:30, Zec 9:10



Share your feelings of appreciation at the site of a soldier in uniform who is willing to give his life for our protection.

Special Instructions for Collage Component:

Color the feathers gold and leave the arrow shafts white. The arrow heads may be colored gray. The arrowheads are arranged so that is not necessary to cut between them. The color of the Talon is the same color as the beak.

Share ideas on the Great Seal Facebook community at <https://www.facebook.com/groups/Greatseal3000/>

Balanced Wings

Meaning: Christian Virtue

Lesson # 16



Points to Cover:


- ❖ **Number:** One left wing and one right wing: Liberty and Justice respectively.
- ❖ **Space:** Political Moderation
- ❖ **Orientation:** Raised for flight
- ❖ **Symbol:** Christian virtue

LESSON

MATERIAL: 158-160

OBJECT(S): A model or paper airplane with one wing deformed or

GOAL: Demonstrate that government (the airplane) will not fly (work) unless citizens perceive an equitable balance between personal liberty and personal justice. Discuss the justice in allowing some the liberty to bully others.



REFS: 2134, 1775 Is 40:31, Col 2:22, De 15:12, 2Co 3:17, Mi 6:8, Mt12:18, Ja 1:25



Share how you may feel if liberties you now enjoy would be denied in order that someone else might have liberties.

Special Instructions for Collage Component:

Color the wings the same shade of brown as the legs tail and neck.

When coloring the wings the brush or pencil strokes should be in the same direction as the feathers for best effect.

Coloring the wings can also be achieved by copying the image of the wings on the template to brown colored paper.

Share ideas on the Great Seal Facebook community at <https://www.facebook.com/groups/Greatseal3000/>

The Pyramid Elements **Meaning:** American Society

Lesson # 17



Points to Cover:


- ❖ **Creation:** God's property
- ❖ **Pyramid:** Economic productivity
- ❖ **Position:** Under God

LESSON

MATERIAL: 165-171

OBJECT(S): A picture of the Egyptian pyramids under construction.

GOAL: Demonstrate that all we have comes from working together improving and adding value to the Creator's creation (natural resources): farming, mining, logging, fishing ,etc.



REFS: Jer22:13, Mat20:15, Act19:25, Pro22:29, Mat25:27, Jon15:2, Pro4:10



Share how you, or someone you know, used something directly or indirectly from the God's earth to make wealth.

Special Instructions for Collage Component:

This image can be colored and cut out for mounting as a single image (except for one cloud).

Share ideas on the Great Seal Facebook community at <https://www.facebook.com/groups/Greatseal3000/>

The Creation

Meaning: Source of Human Wealth

Lesson # 18



Points to Cover:


- ❖ **Nature:** Plants, animals, minerals and gases
- ❖ **Biosphere:** Reproductive systems
- ❖ **Consumption:** Using God's property to improve quality of life
- ❖ **Conservation:** Efficient use of God's property

LESSON

MATERIAL: 172-175

OBJECT(S): A food bearing plant.

GOAL: Demonstrate that all human subsistence and wealth is derived from the Creator.



REFS: 3455, 4074-6 Ge 1:1, Ps24:1, Is 6:3, Ro1:20, Ge2:15, Ge9:3 , Ps115:16



How might God be revealed through His creation?

Special Instructions for Collage Component:


This element can be colored with several media or it can be made as a collage by copying the image onto different colored construction paper and cutting out the images of different colors and assembling them together. IE purple mountains, blue water etc.

Share ideas on the Great Seal Facebook community at <https://www.facebook.com/groups/Greatseal3000/>

The Base

Meaning: America's founding worldview/ documents

Lesson # 19



Points to Cover:


- ❖ **Construction:** One large carved rock
- ❖ **Depth:** Extends from the base of the building down to bedrock
- ❖ **Purpose:** Symbolize a solid physical and spiritual support representing the laws of nature and nature's God; the Creator.

LESSON

MATERIAL: 176-178

OBJECT(S): A picture of a house which has slid off its foundation.

GOAL: Demonstrate the importance of a solid foundation by attempting to stack sugar cubes atop a pile of sugar. Then dig down through the pile to a solid base and begin stacking sugar cubes on a solid foundation. Compare the first sugar cube (the base) to the opening words of the declaration of independence..."endowed by their Creator..."



REFS: 3177-8, 2134-5 Mt16:18, Dt32:4, Is28:16, 1Co3:11, Ep2:20, Re21:14, Is61:1 , Jn8:32 , Gal5:1



Share an event that you or someone you know fell due to inadequate support; a ladder sinking into a soft lawn, a car stuck in the mud etc. relate it to a nation's moral foundation.

Special Instructions for Collage Component:


The great seal blazon does not mention bedrock nor have any past artists used to bedrock as part of their great seal illustrations . The bedrock portion illustrated on the base may be snipped off or a slit cut across the foreground into which the bedrock portion may be inserted; demonstrating that most foundations or bases are hidden.

Share ideas on the Great Seal Facebook community at <https://www.facebook.com/groups/Greatseal3000/>

The Pyramid

Meaning: American Socio-economic Order

Lesson # 20



Points to Cover:

- ❖ **Shape:** Very stable.
- ❖ **Design:** Conforms to a near image of a colonial \$50 bill.
- ❖ **Construction:** Many small carefully shaped bricks.
- ❖ **Unfinished:** Its construction is ongoing.
- ❖ **Color:** Gold-heraldic color associated with God


LESSON

MATERIAL: 179-182

OBJECT(S): A picture of Egyptian slaves building a pyramid and

GOAL:

: Explain as you stack the sugar cubes into a pyramid how people come together with common goals to build a strong team, shape a strong community or a strong nation that can be symbolized by a pyramid. Stress how the pyramid is built on a strong foundation with strong bricks.



REFS: 3888-908 De 8:18, Ne 2:18, 2Th 3:10, Ro 13:7, Ac 19:39, 1Sa 8:15, Tit 3:1



How does duty to God and country unite citizens into a durable lasting nation?

Special Instructions for Collage Component:


The stepped sides of the pyramid do not appear on the final collage. The steps can be removed before paste up or they can be covered with the tile.

Share ideas on the Great Seal Facebook community at <https://www.facebook.com/groups/Greatseal3000/>

The Bricks

Meaning: Family / Marriage

Lesson # 21



Points to Cover:


- ❖ **Bricks:** Families
- ❖ **Purpose:** Work as one to serve the whole
- ❖ **Size:** Family contributions vary
- ❖ **Location:** Every family important and has a place.
- ❖ **Shape:** Bricks are shaped to stack securely; even interlock
- ❖ **Material:** Salt

LESSON

MATERIAL: 183-187

OBJECT(S): A brick being made from modeling clay.

GOAL: Relate making a brick to training people to become contributing citizens that share resources... a living brick in a living pyramid.



REFS: 1615-72 Ge 2:24, De 24:5, Pr 31:10, Pr 5:18, 1Pe 3:7, Tit 2:5, Ep 6:4 Pr22:6, Mt5:13



How do influences of family and society shape families of succeeding generations?

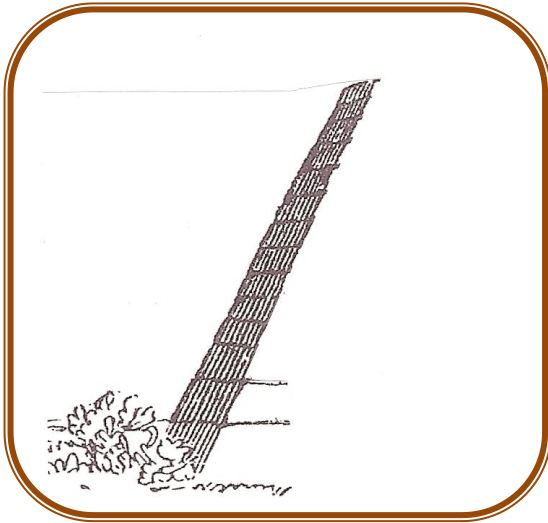
Special Instructions for Collage Component: To reinforce the idea that the pyramid represents social collaboration, the students can put their initials on one of the bricks. For those that cannot print small, the pyramid image could be doubled in size then initialed in a font fine point black ink pen and then shrunk back to the original size. Avoid obscuring the initials with coloring by copying image onto yellow or gold paper.

Share ideas on the Great Seal Facebook community at <https://www.facebook.com/groups/Greatseal3000/>

The Tile

Meaning: Protective sheathing or siding

Lesson # **22**



Points to Cover:


- ❖ **Tile:** Sheathing component with a durable surface
- ❖ **Purpose:** Protection from erosion or wear
- ❖ **Symbol:** National holidays and memorials

LESSON

MATERIAL: 188-190

OBJECT(S):): A Christmas card with a glossy surface and a spray

GOAL: : Demonstrate how our national holidays, such as Christmas, protect the nation's beliefs by using the greeting card to protect the sugar cube pyramid from being damaged by water being sprayed from the bottle.



REFS: 3004 De8:18, Ps78:35, Ec12:1, 2Chr 8:13, Nu 15:39, Jos 4:7, Lu 22:19



Share how you celebrating civil holidays such as Independence Day, Thanksgiving Christmas and Easter(or family traditions)preserve important beliefs and values.

Special Instructions for Collage Component:

The tile element is found on a common template along with the two glories and blessing motto so they may be copied together on a single piece of yellow or gold paper.
The tile element is to be placed upon the foundation along the left side of the pyramid within the collage.

Share ideas on the Great Seal Facebook community at <https://www.facebook.com/groups/Greatseal3000/>

The Clouds

Meaning: Acts of God

Lesson # 23



Points to Cover:


- ❖ **Clouds:** Carry life-giving water.
- ❖ **Wind:** An Invisible Force.
- ❖ **Weather:** An Act of God.

LESSON

MATERIAL: 191-192

OBJECT(S): A cotton ball and pictures of good clouds and dangerous

GOAL: Demonstrate that we have no control over the weather by attempting to throw the cotton ball into a cup across the room.



REFS: 2307-31 Ps 148:8, Ge 9:13, Ja 5:17, Pr 3:20, Jos 10:11, 1Sa 12:18, Lu 8:24



Share how weather has affected you for the better or for the worse

Special Instructions for Collage Component:

The Cloud Element is grouped along with other elements that remain white on a common template page.

Share ideas on the Great Seal Facebook community at <https://www.facebook.com/groups/Greatseal3000/>

The Banner

Meaning: The New Order of the Ages

Lesson # **24**




Points to Cover:

- ❖ **Banner:** An exciting attention getter.
- ❖ **Motto:** The New American Era for the age
- ❖ **Color:** Gold or White (of God or pure motive , respectively)

LESSON

MATERIAL: 193-195 **OBJECT(S):** A sports pendant or banner announcing a new birth.

GOAL: : Explain how America's founders were excited about the new nation and the new order of government.



REFS: 1926-43 Ps20:5, 2Sa 6:14, Is 12:5, Ps 126:2, Mt 10:27, Le 25:10, Is 65:17



Share how you or someone you know placed an exciting announcement on a banner for all to see.

Special Instructions for Collage Component:

The Large 24 X 36 collage requires that the banner be made in two pieces. A one-piece banner can be used on the 11 x 17 collage.

Many artists have colored the banner gold. As gold is a reference to God, the artists suggest that the new order is a godly order approved by God.

Share ideas on the Great Seal Facebook community at <https://www.facebook.com/groups/Greatseal3000/>

The Eye Crest Elements

Meaning: God's blessing upon the nation

Lesson #

25



Points to Cover:


- ❖ **Crest:** Visionary emblem for American society
- ❖ **Triangle:** Identifies the Deity
- ❖ **Golden Beams:** God's Law
- ❖ **13 Beams:** The individual states
- ❖ **Motto:** His Blessing
- ❖ **Function:** Serves as a living Capstone

LESSON

MATERIAL: 196-200

OBJECT(S): A picture of Jesus the Christ.

GOAL: Introduce the Creator God and His approval of the American undertaking.



REFS: Col1:6, Gen1:31 Gen12:3, Jos24:15, Num6:25, Pro8:35, Heb11:16



In practice, does the capstone (God) shape the pyramid or does the pyramid (people) shape the capstone?

It is suggested for the smaller collages the radiant triangle with 13 glory beams be clipped as one piece.


If colored by hand follow the instructions for the glory.

Share ideas on the Great Seal Facebook community at <https://www.facebook.com/groups/Greatseal3000/>

The Glory

Meaning: America: a light to the world

Lesson # 26



Points to Cover:


- ❖ **13 rays:** Individual states
- ❖ **Source:** Radiates from the triune God
- ❖ **Meaning:** States are to radiate God's Glory (original state constitutions)
- ❖ **The Ray:** God's Law

LESSON

MATERIAL: 201-202

OBJECT(S): a picture or statue of the Statue of Liberty.

GOAL: Relate the glory about the triangle to the torch held by the Statue of Liberty which America shines for all people; to live in and as a nation under God.



REFS: 2166-70 Mt5:14, Jn8:12, Ac 13:47, 1Pe 2:9, Is 42:6, Mt 4:16, Mt 28:19



How do the religions of China, India and Muslim countries influence the Christian unalienable right to life (consider honor killing and female gendercide)?

Special Instructions for Collage Component: This element, along with others that are to be the color yellow or gold, are combined on a template which can be copied onto yellow paper.


If it is to be colored by hand, have the first four rays to the left of prominent ray (representing the first tablet of the law) colored yellow and the five remaining rays (the second tablet of the law) colored orange.

Share ideas on the Great Seal Facebook community at <https://www.facebook.com/groups/Greatseal3000/>

The Glory Ray

Meaning: The law

Lesson # 27



Points to Cover:


- ❖ **Design:** Diagram of the law jurisdictions: family, church and state
- ❖ **Color:** Yellow and orange
- ❖ **Meaning:** Law is to be taught at home and to the nations.

LESSON

MATERIAL: 203-208

OBJECT(S): Stop Sign

GOAL: Explain how rules or laws make for peaceful relationships by eliminating confusing expectations.



REFS: 2486-04 Ps 97:6, Ro 1:20, Ex20:1-17, Jos 22:5, Mt 5:18, 2Co 3:6, Jn 8:31, 1co2:1-6



How do interpersonal, national and international rules, laws and covenants make for peaceful and productive relationships?

Special Instructions for Collage Component: This element is, along with others that are to be the color yellow or gold, combined on a template which can be copied onto yellow paper. If it is to be colored by hand, have the first four rays to the left of prominent ray (representing the first tablet of the law) colored yellow and the five remaining rays (the second tablet of the law) colored orange. For collages larger than 24 x 36 13 individual rays may be produced and assembled as 13 individual pieces.

Share ideas on the Great Seal Facebook community at <https://www.facebook.com/groups/Greatseal3000/>

The Father

Meaning: The Provider and Protector

Lesson # 28



Points to Cover:


- ❖ **Position:** Position of Power
- ❖ **Father:** Provider and protector

LESSON

MATERIAL: 209-211

OBJECT(S): Father's Day Card

GOAL: : Explain that the Father is one of three persons that complete the God America is under... *"One Nation Under God."*



REFS: Ps 89:26, Mat6:9, 2Co6:18, Mat6:26, Lu12:32, Mat5:16, Rev20:12



Share an experience when your father provided something special that you greatly appreciated and or an incident in which he protected you from a threat.

Special Instructions for Collage Component: The collage triangle does not contain text but rather lines partition the triangle into three sections representing the trinity defined by the Nicene Creed of the Council of Nicaea in 325AD.

If coloring by hand, do not color the white of the eye.

Share ideas on the Great Seal Facebook community at <https://www.facebook.com/groups/Greatseal3000/>

The Son

Meaning: The Redeemer

Lesson # 29



Points to Cover:


- ❖ **Position:** Appointed by the Father
- ❖ **Son:** One with the Father
- ❖ **Role:** Do the will of the Father

LESSON

MATERIAL: 212-214

OBJECT(S): A shoe

GOAL: The Son, who is the Christmas Child, lived a human life, “walked in our shoes” so understands our situation and intercedes on our behalf.



REFS: Mat3:17, Jn8:58, He6:20, Co 1:16, Je23:5, 1Ti2:5, Lu22:69



Share an experience where someone has helped you and how it made you feel.

Special Instructions for Collage Component: The collage triangle does not contain text but rather lines partition the triangle into three sections representing the trinity defined by the Nicene Creed of the Council of Nicaea in 325AD.

If coloring by hand, do not color the white of the eye.

Share ideas on the Great Seal Facebook community at <https://www.facebook.com/groups/Greatseal3000/>

The Spirit

Meaning:

Lesson #

30



Points to Cover:


- ❖ **Position:** Adjacent to the people of the pyramid
- ❖ **Purpose:** Intercede between the Son and people.

LESSON

MATERIAL: 215-217

OBJECT(S): Pin wheel or piece of paper.

GOAL: Demonstrate by blowing on the pinwheel or draped piece of paper and point out that the unseen forces caused movement. Relate that phenomenon to a spirit speaking to our thoughts encouraging us to do good.



REFS: 1601-14 Zec4:6, Jn15:26, 2Pe1:21, Ac2:38, Jn14:26, Joel 2:28, Lu12:10



Share how moved may have been moved by the spirit to do or say something good.

Special Instructions for Collage Component: The collage triangle does not contain text but rather lines partition the triangle into three sections representing the trinity defined by the Nicene Creed of the Council of Nicaea in 325AD.
If coloring by hand, do not color the white of the eye.

Share ideas on the Great Seal Facebook community at <https://www.facebook.com/groups/Greatseal3000/>

The Blessing

Meaning: God Has Favored our Undertakings

Lesson # 31

ANNUIT
CŒPTIS

Points to Cover:


- ❖ **Meaning:** God's Blessing or approval
- ❖ **Text:** 13 letters intensify the meaning of the number

LESSON

MATERIAL: 218-219

OBJECT(S): A first place ribbon, certificate of recognition

GOAL: Explain that America's founding fathers believed that their freedom to serve God was won by favorable "*Acts of God.*"



REFS: Pr 16:7, He 13:16, 1Jn 3:22, Pr 8:32, Ro 2:13, Ps 24:5, 2Co 13:14



Share the experience of an event when you were recognized or honored and how it felt; praise from a parent, friend, coworker or other person or organization.

Special Instructions for Collage Component: The motto is often not displayed on a plaque. Placing the Blessing on the plaque does not violate the blazon law and facilitates the construction of a collage.

The Blessing pertains to God so the proper color is golden.

Share ideas on the Great Seal Facebook community at <https://www.facebook.com/groups/Greatseal3000/>

The Eye

Meaning: God the Creator

Lesson # 32



Points to Cover:

- ❖ **Left eye:** Looking west
- ❖ **Position:** Open and watching
- ❖ **Meaning:** Natures God, the Creator


LESSON

MATERIAL: 220-222

OBJECT(S): An image of the CBS television eye.

GOAL: introduce the eye as the Founding Father's Deity: nature's Creator.

Note: there is a fairly common misconception that identifies the eye as that of a Masonic symbol. The biblical association of an eye to the Creator predates Masonry. Other societies and organizations (ancient and modern) have used the eye with a variety of meanings.



REFS: Dt11:12, 2Ch16:9, Ps101:6, Ex33:14, Ps139:1-8, Mt 11:29, He 13:5, Mt 6:34, Ph4:6,



Share how an awareness of God's watch can result in personal peace and rest.

Special Instructions for Collage Component: It is best to leave the eyeball white while the iris may receive some color.

Share ideas on the Great Seal Facebook community at <https://www.facebook.com/groups/Greatseal3000/>